

















## PATRIK WINDSURF BOARDS

	<u>SIZE</u>	<u>LENGTH</u>	<u>WIDTH</u>	<u>VOL</u>	<u>FIN BOX</u>	<u>FINS</u>	<u>BAG SIZE</u>
<b>QT-WAVE</b>	<b>All-In-One wave board with 5 fin boxes!</b>						
	68	224	52,5	68	US + SLOT	2 x PW140 + 2 x PW80	S
	73	225	54	73	US + SLOT	2 x PW140 + 2 x PW80	S
	78	226	55,5	78	US + SLOT	2 x PW145 + 2 x PW80	S
	83	227	57	83	US + SLOT	2 x PW150 + 2 x PW90	S
	88	228	58,5	88	US + SLOT	2 x PW155 + 2 x PW90	M
	93	229	60	93	US + SLOT	2 x PW160 + 2 x PW90	M
	103	230	63	103	US + SLOT	2 x PW165 + 2 x PW100	M
	113	231	66	113	US + SLOT	2 x PW170 + 2 x PW100	M
<b>F-WAVE</b>	<b>Super fast wave board with thruster setup!</b>						
	75	229	55,5	75	POWER/ SLOT	1 x PS180 + 2 x PW80	S
	85	230	58,5	85	POWER/ SLOT	1 x PS200 + 2 x PW80	M
	95	233	60,5	95	POWER/ SLOT	1 x PS220 + 2 x PW80	M
<b>AIR-STYLE</b>	<b>Shortest freestyle board - not just a cut nose!</b>						
	93	211,5	61,5	93	FOIL-DTB	PS200	M
	99	212	64,5	99	FOIL-DTB	PS220	M
<b>F-CROSS</b>	<b>All-In-One windsurf board!</b>						
	87	233	58,5	87	POWER	PS260	M
	94	234	60,5	94	POWER	PS280	M
	103	235	62,5	103	POWER	PS300	M
	113	236	64,5	113	POWER	PS320	M
<b>F-RIDE</b>	<b>The easiest and only non-wide-body freeride shape on the market!</b>						
	125	251,5	67,5	125	FOIL-DTB	PR400	L
	135	252,5	71,5	135	FOIL-DTB	PR440	L
	145	253,5	75,5	145	FOIL-DTB	PR480	L
	155	254,5	79,5	155	FOIL-DTB	PR500	XL
<b>F-RACE</b>	<b>A true freerace design developed with dedicated freeracers!</b>						
	100	237,5	60	100	TUTTLE	PRC320	M
	110	238	65	110	TUTTLE	PRC360	M
	120	238	70	120	FOIL-DTB	PRC400	L
	130	235,5	75	130	FOIL-DTB	PRC440	L
	140	233,5	80	140	FOIL-DTB	PRC480	XL
	150	234	85	150	FOIL-DTB	PRC500	XL
<b>SPEED</b>	<b>The most rewarded an biggest speed range on the market!</b>						
	37	227	37,5	37	TUTTLE		S
	39	227,5	39,5	39	TUTTLE		S
	43	227,5	43,5	43	TUTTLE		S
	48	228	48,5	48	TUTTLE		S
	53	229	53,5	53	TUTTLE		S



## PATRIK WINDSURF BOARDS

	<u>SIZE</u>	<u>LENGTH</u>	<u>WIDTH</u>	<u>VOL</u>	<u>FIN BOX</u>	<u>FINS</u>	<u>BAG SIZE</u>
<b>SLALOM</b>	<b>No compromise pure pro slalom design!</b>						
	85	237	57	85	TUTTLE		M
	90	233,5	59,5	90	TUTTLE		M
	95	231,4	62,2	95	TUTTLE		M
	100	233	64,5	100	TUTTLE		M
	115	233,2	69,5	115	TUTTLE		L
	125	230,2	77,2	125	FOIL-DTB		XL
	130	228,8	80,8	130	FOIL-DTB		XL
	140	228,8	84,8	140	FOIL-DTB		XL
	150	230	90,6	150	FOIL-DTB		XL
<b>MICRO STYLE</b>	<b>Kids Freestyle Board!</b>						
	85	219,5	58	85	POWER	PS180	S
<b>MICRO RIDE</b>	<b>Kids Beginner / Advanced Freeride Board!</b>						
	115	222	67,5	115	POWER	PS320 + CF340	L
<b>E-RIDE</b>	<b>The one and only "auto-smart" teaching methodology learning board on the market!</b>						
	165	255	80	165	POWER	moulded fin & daggerboard	
	205	269	89	205	POWER	moulded fin & daggerboard	
<b>FOIL-A.I.O WIND</b>	<b>All-In-One Surf-, Tow-, Wake-, SUP-, Wing-, Windsurf- Foil Range!</b>						
	5'9" WS	5'9"/175	28 1/2"/72	115	FOIL-DTB & US PLATE	mast track	WING L
	6'6" WS	6'6"/198	30 1/2"/77	135	FOIL-DTB & US PLATE	mast track	WING L
<b>FOIL-STYLE</b>	<b>Pure dedicated Foil-Freestyle Board!</b>						
	95	189	64,5	95	FOIL-DTB		TBC
<b>FOIL-MOVE</b>	<b>Pure dedicated Foil-Freemove Board!</b>						
	105	195	65	105	FOIL-DTB		FOIL S
<b>FOIL-RIDE</b>	<b>Foil-Board for quick and easy learning to fast riding!</b>						
	114	210	70	114	FOIL-DTB		FOIL M
	131	215	75	131	FOIL-DTB		FOIL M
	147	220	80	147	FOIL-DTB		FOIL L
<b>FOIL-RACE</b>	<b>Foil-Board with biggest range of use from learning to Free-Racing!</b>						
	125	210	76	125	FOIL-DTB		FOIL M
	145	210	83	145	FOIL-DTB		FOIL M
	165	210	89	165	FOIL-DTB		FOIL L
<b>FOIL-COMP</b>	<b>Most advanced full-on competition Foil-Shape!</b>						
	78	TBC	78	TBC	FOIL-DTB		FOIL L
	85	TBC	85	TBC	FOIL-DTB		FOIL L
	91v2	212	90,7	195	FOIL-DTB		FOIL 91
	100v2	212	100,2	220	FOIL-DTB		FOIL 100
	IQ	220	95	196	FOIL-DTB		FOIL 100

## PATRIK WING BOARDS

	<u>SIZE</u>	<u>LENGTH</u>	<u>WIDTH</u>	<u>VOL</u>	<u>FIN BOX</u>	<u>BAG SIZE</u>
<b>FOIL-A.I.O</b>	<b>All-In-One Surf-, Tow-, Wake-, SUP-, Wing- Foil Range!</b>					
	4'6"	4'6"/137	20"/51	35	FOIL-DTB & US PLATE	WING S
	5'0"	5'0"/152	21 1/2"/55	50	FOIL-DTB & US PLATE	WING S
	5'1"	5'1"/155	24"/61	75	FOIL-DTB & US PLATE	WING S
	5'2"	5'2"/157	26 1/2"/67	95	FOIL-DTB & US PLATE	WING M
	5'9"	5'9"/175	28 1/2"/72	115	FOIL-DTB & US PLATE	WING M
	6'6"	6'6"/198	30 1/2"/77	135	FOIL-DTB & US PLATE	WING L

## PATRIK SUP

	<u>MODEL</u>	<u>LENGTH</u>	<u>WIDTH</u>	<u>THICK</u>	<u>VOLUME</u>	<u>SHAPE</u>	<u>WINDSURF FITTING</u>	<u>EXTRA</u>
<b>S-WAVE</b>	<b>Grownups surf real waves &amp; kids learn windsurfing!</b>							
	S-WAVE	9'2	31"	5"	216	V-SHAPE	YES	RUBBER RAIL
<b>S-CROSS</b>	<b>Affordable family SUP!</b>							
	S-CROSS	10'2	32"	5"	249			
<b>S-RIDE</b>	<b>Family SUP &amp; Windsurf board - the longer the faster!</b>							
	S-RIDE 10'2	10'2	32"	6"	312	V-SHAPE	YES	CENTRAL FIN
	S-RIDE 11'2	11'2	33"	6"	354	V-SHAPE	YES	
	S-RIDE 12'6	12'6	33"	6"	397		YES	RUBBER RAIL
<b>S-FUN</b>	<b>Tandem for Schools &amp; Family - very fast too!</b>							
	S-FUN	11'2	30"	5"	310	V-SHAPE	TANDEM	CENTRAL FIN
<b>S-BOMB</b>	<b>The biggest for real big boyz!</b>							
	S-BOMB	11'2	39"	6"	418			
<b>S-RACE</b>	<b>The fastest to race and to get fit!</b>							
	S-RACE 12'6	12'6	25"	6"	300	SINGLE CONCAVE		
	S-RACE 14'	14'0	25"	6"	337	SINGLE CONCAVE		

## PATRIK FINS

### BOX

### SIZES (mm)

#### S-WAVE

**Swept with a soft tip for the perfect turn!**



NUSS	80 / 90 / 100 / 110 / 120 / 130 / 140 / 145 / 150 / 155 / 160 / 165 / 170 180 / 190 / 200 / 210 / 220 / 230 / 240 / 250
SLOT	80 / 90 / 100 / 110 / 120 / 130 / 140 / 145 / 150 / 155 / 160 / 165 / 170
POWER	180 / 190 / 200 / 210 / 220 / 230 / 240 / 250

#### P-WAVE

**Power with highest performance!**



NUSS	80 / 90 / 100 / 110 / 120 / 130 / 140 / 145 / 150 / 155 / 160 / 165 / 170 180 / 190 / 200 / 210 / 220 / 230 / 240 / 250
SLOT	80 / 90 / 100 / 110 / 120 / 130 / 140 / 145 / 150 / 155 / 160 / 165 / 170
POWER	180 / 190 / 200 / 210 / 220 / 230 / 240 / 250

#### S-STYLE

**Slide your moves!**



POWER	160 / 170 / 180 / 190 / 200 / 210 / 220
NUSS	160 / 180 / 200 / 220
TUTTLE	160 / 180 / 200 / 220

#### P-STYLE

**Power - early planning - easy turning - and to get air!**



POWER	160 / 180 / 200 / 220 / 240 / 260 / 280 / 300 / 320 / 340 / 360
NUSS	160 / 180 / 200 / 220 / 240 / 260
TUTTLE	180 / 200 / 220

#### P-RIDE

**Power - early planning and controlled ride!**



POWER	380 / 400 / 420 / 440 / 460 / 480 / 500
TUTTLE	380 / 400 / 420 / 440 / 460 / 480 / 500





#### P-RACE

**Power - early planing - top acceleration and top speed!**



TUTTLE	280 / 300 / 320 / 340 / 360 / 380 / 400 / 420
DEEP TUTTLE	440 / 460 / 480 / 500 / 520

## PATRIK FOIL PARTS

	<u>MODEL</u>	<u>MATERIAL</u>
<b>FOIL FRONT WINGS</b>		
	500 cm2	CARBON
	700 cm2	CARBON
	900 cm2	CARBON
	1100 cm2	CARBON
	1300 cm2	CARBON
	1600 cm2	CARBON
	2000 cm2	CARBON
<b>FOIL BACK WINGS</b>		
	200 cm2	G-10
	250 cm2	CARBON
	280 cm2	CARBON
	310 cm2	CARBON
<b>FOIL FUSELAGES</b>		
	55 cm	ALU
	65 cm	ALU
	75 cm	ALU
	85 cm	ALU
	95 cm	ALU
	105 cm	ALU
115 cm	ALU	
<b>FOIL MAST</b>		
	ALU 65	ALU
	ALU 75	ALU
	ALU 85	ALU
	CARBON 82 PVC	CARBON/PVC
	CARBON 82	CARBON
	CARBON 95	CARBON
	CARBON HM 95	CARBON HIGH MODULUS
<b>FOIL ADAPTER</b>		
	DEEP TUTTLE	
	SHORT TUTTLE	
	POWER	
	US PLATE	

## PATRIK HYDRO-FOILS

=> all sets include padded bag, EVA wing covers, screws and screwdriver

<u>MODEL</u>	<u>FRONT WING</u>	<u>TAIL WING</u>	<u>FUSELAGE</u>	<u>MAST</u>	<u>ADAPTER</u>
<b>HF-NOVICE</b>	<b>All-In-One Surf-, Tow-, Wake-, Wing-, SUP- Foil for starters and for shallow water!</b>				
<b>NOVICE 1300</b>	1300 cm2	250 cm2	ALU 75 cm	ALU 75 cm	US PLATE & DTB
<b>NOVICE 1600</b>	1600 cm2	250 cm2	ALU 75 cm	ALU 75 cm	US PLATE & DTB
<b>NOVICE 2000</b>	2000 cm2	250 cm2	ALU 75 cm	ALU 75 cm	US PLATE & DTB
<b>HF-CROSS</b>	<b>All-In-One Surf-, Tow-, Wake-, Wing-, SUP- Foil!</b>				
<b>CROSS 1100</b>	1100 cm2	250 cm2	ALU 75 cm	ALU 85 cm	US PLATE & DTB
<b>CROSS 1300</b>	1300 cm2	250 cm2	ALU 75 cm	ALU 85 cm	US PLATE & DTB
<b>CROSS 1600</b>	1600 cm2	250 cm2	ALU 75 cm	ALU 85 cm	US PLATE & DTB
<b>CROSS 2000</b>	2000 cm2	250 cm2	ALU 75 cm	ALU 85 cm	US PLATE & DTB
<b>HF-WAVE-STYLE</b>	<b>High-end, light weight All-In-One Surf-, Tow-, Wake-, Wing-, SUP- Foil!</b>				
<b>WAVE STYLE 900 CARBON</b>	900 cm2	250 cm2	ALU 65 cm	CARBON/PVC 82 cm	
<b>WAVE STYLE 1100 CARBON</b>	1100 cm2	250 cm2	ALU 65 cm	CARBON/PVC 82 cm	
<b>WAVE STYLE 1300 CARBON</b>	1300 cm2	250 cm2	ALU 65 cm	CARBON/PVC 82 cm	
<b>WAVE STYLE 1600 CARBON</b>	1600 cm2	250 cm2	ALU 65 cm	CARBON/PVC 82 cm	
<b>WAVE STYLE 2000 CARBON</b>	2000 cm2	250 cm2	ALU 65 cm	CARBON/PVC 82 cm	
<b>HF-RIDE</b>	<b>As the name so the ride - enjoy your flight!</b>				
<b>RIDE ALU</b>	1100 cm2	250 cm2	ALU 95 cm	ALU 85 cm	DTB
<b>RIDE CARBON</b>	1100 cm2	250 cm2	ALU 95 cm	CARBON 95 cm	
<b>HF-SLALOM</b>	<b>Push your and your match race partners limits!</b>				
<b>HF-RACE</b>	<b>(Carbon HM (High-Modulus) is the stiffest material used on worldcup level today and the control &amp; performance is the highest level possible!)</b>				
<b>SLALOM CARBON</b>	700 cm2	250 cm2	ALU 105 cm	CARBON 95 cm	
<b>SLALOM CARBON HM</b>	700 cm2	250 cm2	ALU 105 cm	CARBON HM 95 cm	
<b>RACE CARBON</b>	900 cm2	250 cm2	ALU 115 cm	CARBON 95 cm	
<b>RACE CARBON HM</b>	900 cm2	250 cm2	ALU 115 cm	CARBON HM 95 cm	
<b>RACE CARBON HM</b>	500 cm2 &	250 cm2	ALU 105 cm &	CARBON HM 95 cm	
<b>PRO SET</b>	700 cm2 &		ALU 115 cm		
	900 cm2				

## PATRIK SAILS (NO CAMS)

SIZE      MAST      BOOM      LUFF      IMCS      BATTENS      TOP      CAMS      DIAMETER

### 3-MICRO

Pure Wave sail for kids!



2,0	240	115	252	7	3	FIXED	0	RDM
2,6	300	120	302	10	3	FIXED	0	RDM
3,2	300	134	332	10	3	FIXED	0	RDM
3,8	330	146	348	12	3	FIXED	0	RDM

### 4-WAVE

Most powerful with biggest range of use!



3,2	340	136	337	15	4	VARIO	0	RDM
3,6	340	144	358	15	4	VARIO	0	RDM
4,0	370	148	374	17	4	FIXED	0	RDM
4,4	370	157	388	17	4	FIXED	0	RDM
4,8	400	165	403	19	4	FIXED	0	RDM
5,2	400	170	419	19	4	FIXED	0	RDM
5,6	430	171	432	21	4	FIXED	0	RDM
6,0	430	176	444	21	4	FIXED	0	RDM

### 5-WAVE


Most control with biggest range of use!



3,4	340	139	349	15	5	VARIO	0	RDM
3,8	340	145	366	15	5	VARIO	0	RDM
4,2	370	151	383	17	5	FIXED	0	RDM
4,6	370	157	403	17	5	FIXED	0	RDM
5,0	400	161	419	19	5	FIXED	0	RDM
5,4	400	167	433	19	5	FIXED	0	RDM
5,8	430	175	447	21	5	FIXED	0	RDM
6,2	430	181	457	21	5	FIXED	0	RDM

### X-CROSS

Bump and Jump with maximum control!



4,2	370	TBC	TBC	17	5	FIXED	0	RDM
4,7	370	TBC	TBC	17	5	FIXED	0	RDM
5,3	400	TBC	TBC	19	5	FIXED	0	RDM
5,9	400	TBC	TBC	19	5	FIXED	0	RDM
6,6	420	TBC	TBC	21	5	FIXED	0	SDM (RDM)
7,3	440	TBC	TBC	23	5	FIXED	0	SDM (RDM)

### RIDE FR

Super stable and fast freeride sail



4,4	370	TBC	TBC	17	6	FIXED	0	RDM
5,0	TBC	TBC	TBC	TBC	6	FIXED	0	RDM
5,6	400	TBC	TBC	19	6	FIXED	0	RDM
6,2	430	TBC	TBC	21	6	FIXED	0	RDM
6,8	440	TBC	TBC	23	6	FIXED	0	SDM (RDM)
7,5	460	TBC	TBC	26	6	FIXED	0	SDM (RDM)
8,2	480	TBC	TBC	29	6	FIXED	0	SDM (RDM)

## PATRIK SAILS

SIZE                      MAST                      BOOM                      LUFF                      IMCS                      BATTENS                      TOP                      CAMS                      DIAMETER

### RIDE FOIL

**Dedicated freeride foil sail!**

*Availability: June 2022*



4,6	TBC	TBC	TBC	TBC	6	FIXED	0	RDM
5,2	TBC	TBC	TBC	TBC	6	FIXED	0	RDM
5,8	TBC	TBC	TBC	TBC	6	FIXED	0	RDM
6,4	TBC	TBC	TBC	TBC	6	FIXED	0	RDM
7,0	TBC	TBC	TBC	TBC	6	FIXED	0	SDM (RDM)
7,6	TBC	TBC	TBC	TBC	6	FIXED	0	SDM (RDM)
8,2	TBC	TBC	TBC	TBC	6	FIXED	0	SDM (RDM)

### RACE +

**Maximum acceleration with wide range of use and excellent camber rotation!**



5,2	380	171	419	19	7	FIXED	4	SDM
5,8	400	185	435	19	7	FIXED	4	SDM
6,4	420	197	451	21	7	FIXED	4	SDM
7,0	440	207	465	21	7	FIXED	4	SDM
7,7	460	219	491	25	7	FIXED	4	SDM
8,4	480	225	513	29	7	FIXED	4	SDM
9,2	500	233	539	33	7	FIXED	4	SDM

### RACE SF

**New concept for with maximum performance for foil and fin!**

*Availability: June 2022*



5,0	380	TBC	TBC	17	7	FIXED	4	SDM
5,6	400	TBC	TBC	19	7	FIXED	4	SDM
6,2	420	TBC	TBC	21	7	FIXED	4	SDM
6,8	440	TBC	TBC	23	7	FIXED	4	SDM
7,4	460	TBC	TBC	26	7	FIXED	4	SDM
8,0	480	TBC	TBC	29	7	FIXED	4	SDM
8,6	500	TBC	TBC	32	7	FIXED	4	SDM

### RACE S2

**Pure foil dedicated slalom/speed sail!**

*Availability: June 2022, limited pcs before*

4,2	380	TBC	TBC	TBC	7	FIXED	4	SDM
4,8	380	TBC	TBC	TBC	7	FIXED	4	SDM
5,4	400	TBC	TBC	TBC	7	FIXED	4	SDM
6,0	420	TBC	TBC	TBC	7	FIXED	4	SDM
6,6	440	TBC	TBC	TBC	7	FIXED	4	SDM
7,2	460	TBC	TBC	TBC	7	FIXED	4	SDM
7,8	480	TBC	TBC	TBC	7	FIXED	4	SDM
8,4	500	TBC	TBC	TBC	7	FIXED	4	SDM

### FOIL +

**Earliest flying with wide range of use and excellent camber rotation!**



8,0	500	203	537	29	8	FIXED	4/5	SDM
9,0	520	219	565	33	8	FIXED	4/5	SDM
10,0	550	231	595	37	8	FIXED	4/5	SDM
11,0	550	245	623	37	8	FIXED	4/5	SDM



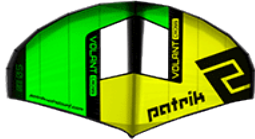
**ENTRY**

Strong and easy use with most economic price!

SIZES: 1.0 / 1.5 / 2.0 / 2.5 / 3.0 / 3.5 / 4.0 / 4.5 / 5.0 / 5.5 / 6.0

**PATRIK WINGS****VOLANT CROSS**

The crossover for most fun time!

SIZE:

3,0  
3,5  
4,0  
4,5  
5,0  
5,5  
6,0

**VOLANT WAVE**

2.6 / 3.2 / 3.8 / 4.4 / 5.0 / 5.6 / 6.2

*Availability: June 2022***VOLANT STYLE**


2.4 / 3.0 / 3.6 / 4.2 / 4.8 / 5.4 / 6.0 / 6.6

*Availability: June 2022***PATRIK MASTS**



	<u>MODEL</u>	<u>LENGTH</u>	<u>DIAMETER</u>	<u>CARBON</u>	<u>CURVE</u>	<u>IMCS</u>
<b>RDM MASTS</b>	<b>KIDS C 60%</b>	240	RDM	60%	CONSTANT	7
		300	RDM	60%	CONSTANT	10
		330	RDM	60%	CONSTANT	12
	<b>RDM C 60%</b>	340	RDM	60%	CONSTANT	15
		370	RDM	60%	CONSTANT	17
		400	RDM	60%	CONSTANT	19
		430	RDM	60%	CONSTANT	21
		460	RDM	80%	CONSTANT	TBC
	<b>RDM C 80%</b>	340	RDM	80%	CONSTANT	15
		370	RDM	80%	CONSTANT	17
		400	RDM	80%	CONSTANT	19
		430	RDM	80%	CONSTANT	21
		490	RDM	80%	CONSTANT	TBC
	<b>RDM C 100%</b>	370	RDM	80%	CONSTANT	17
		400	RDM	80%	CONSTANT	19
		430	RDM	80%	CONSTANT	21
		460	RDM	80%	CONSTANT	TBC
		490	RDM	80%	CONSTANT	TBC




## PATRIK MASTS

	<u>MODEL</u>	<u>LENGTH</u>	<u>DIAMETER</u>	<u>CARBON</u>	<u>CURVE</u>	<u>IMCS</u>
<b>SDM MASTS</b>  	<b>SDM C 80%</b>	380	SDM	80%	CONSTANT	17
		400	SDM	80%	CONSTANT	19
		420	SDM	80%	CONSTANT	21
		440	SDM	80%	CONSTANT	23
		460	SDM	80%	CONSTANT	26
		480	SDM	80%	CONSTANT	29
		500	SDM	80%	CONSTANT	32
		520	SDM	80%	CONSTANT	33
	<b>SDM C 100%</b>	380	SDM	100%	CONSTANT	17
		400	SDM	100%	CONSTANT	19
		420	SDM	100%	CONSTANT	21
		440	SDM	100%	CONSTANT	23
		460	SDM	100%	CONSTANT	26
		480	SDM	100%	CONSTANT	29
		500	SDM	100%	CONSTANT	32
		520	SDM	100%	CONSTANT	33
		550	SDM	100%	CONSTANT	37

## PATRIK BOOMS

	<u>LENGTH</u>	<u>MAX WIDTH</u>	<u>DIAMETER</u>	<u>BACKEND</u>	<u>CONSTRUCTION</u>
<b>CARBON</b>  	135-185	39	RD-GRIP	INTerminal	MONOCOQUE CARBON
	140-200	39	RD-GRIP	INTerminal	MONOCOQUE CARBON
	160-220	43	SD-GRIP	INTerminal	MONOCOQUE CARBON
	170-220	49	SD-GRIP	INTerminal	MONOCOQUE CARBON
	200-250	52	SD-GRIP	EXTerminal	MONOCOQUE CARBON
	210-260	53	SD-GRIP	EXTerminal WIDE	MONOCOQUE CARBON
<b>ALU</b>  	100-150	33	RD-GRIP	INTerminal	MONOCOQUE ALU
	130-190	38	RD-GRIP	INTerminal	MONOCOQUE ALU
	150-210	42	RD-GRIP	INTerminal	MONOCOQUE ALU
	170-230	49	SD-GRIP	INTerminal	MONOCOQUE ALU

## PATRIK EXTENSIONS

	<u>MODEL</u>	<u>DIAMETER</u>	<u>LENGTH</u>	<u>MATERIAL</u>
	<b>RDM 32</b>	RDM	32	ALU
	<b>RDM 48</b>	RDM	48	ALU
	<b>SDM 32</b>	SDM	32	ALU
	<b>SDM 48</b>	SDM	48	ALU

## PATRIK EXTENSIONS



<u>MODEL</u>	<u>DIAMETER</u>	<u>LENGTH</u>	<u>MATERIAL</u>
RDM 32	RDM	32	CARBON
RDM 48	RDM	48	CARBON
SDM 32	SDM	32	CARBON
SDM 48	SDM	48	CARBON

### BASE PLATE



SDM XT-40	SDM	40	CARBON
SDM XT-60	SDM	60	CARBON

## PATRIK LINES

### LENGTH

### LENGTH

#### HARNESS LINES VARIO

18"-24"  
22"-28"  
24"-30"  
26"-32"  
28"-34"  
30"-36"

#### HARNESS LINES FIXED

24"  
26"  
28"  
30"  
32"  
34"  
36"



#### HARNESS LINES PRO COMP

28"-42"

#### HARNESS LINES LOOP

18"-24"

#### UPHAUL



#### ADJUSTABLE OUTHAUL TRIM SYSTEM

## PATRIK BAGS

<u>MODEL</u>	<u>LENGTH</u>	<u>WIDTH</u>	<u>PADDING</u>	<u>SPECIFIC</u>
--------------	---------------	--------------	----------------	-----------------

#### BOARDBAG SINGLE

Windsurf S	235	57	4mm	fin slot
Windsurf M	240	66	4mm	fin slot
Windsurf L	255	75	4mm	fin slot
Windsurf XL	255	85	4mm	fin slot
Windsurf Formula	230	100	4mm	fin slot



Foil S	210	65	4mm	foil slot
Foil M	210	75	4mm	foil slot
Foil L	210	85	4mm	foil slot
Foil 91	240	92	4mm	foil slot
Foil 100	230	102	4mm	foil slot

Wing S	TBC	67	4mm	foil slot
Wing M	TBC	75	4mm	foil slot
Wing L	TBC	88	4mm	foil slot

#### BOARDBAG MULTI

Triple	250	85	4mm	
--------	-----	----	-----	--

