



















PATRIK WINDSURF BOARDS

	<u>SIZE</u>	<u>LENGTH</u>	<u>WIDTH</u>	<u>VOL</u>	<u>FIN BOX</u>	<u>FINS</u>	<u>BAG SIZE</u>
QT-WAVE	All-In-One wave board with 5 fin boxes!						
	76	226	55.5	76	US + SLOT	2 x PW145 + 2 x PW80	S
	82	227	57	82	US + SLOT	2 x PW150 + 2 x PW90	S
	87	228	58.5	87	US + SLOT	2 x PW155 + 2 x PW90	M
	94	229	60	94	US + SLOT	2 x PW160 + 2 x PW90	M
	102	230	63	102	US + SLOT	2 x PW165 + 2 x PW100	M
F-WAVE	Super fast wave board with thruster setup!						
	75	229	55.5	75	POWER/ SLOT	1 x PS180 + 2 x PW80	S
	85	230	58.5	85	POWER/ SLOT	1 x PS200 + 2 x PW80	M
	95	233	60.5	95	POWER/ SLOT	1 x PS220 + 2 x PW80	M
	105	234	63	105	POWER/ SLOT	1 x PS260 + 2 x PW80	M
	115	234	65.5	115	POWER/ SLOT	1 x PS280 + 2 x PW80	M
AIR-STYLE	Shortest freestyle board - not just a cut nose!						
	93	211.5	61.5	93	POWER	PS200	M
	99	212	64.5	99	POWER	PS220	M
F-CROSS	All-In-One windsurf board!						
	87	233	58.5	87	POWER	PS260	M
	94	234	60.5	94	POWER	PS280	M
	103	235	62.5	103	POWER	PS300	M
	113	236	64.5	113	POWER	PS320	M
	124	238	68	124	FOIL-DTB	PR380	L
	136	239	72.5	136	FOIL-DTB	PR420	L
	147	241	78.5	147	FOIL-DTB	PR460	XL
F-RIDE	The easiest and only non-wide-body freeride shape on the market!						
	125	251.5	67.5	125	FOIL-DTB	PR400	L
	135	252.5	71.5	135	FOIL-DTB	PR440	L
	145	253.5	75.5	145	FOIL-DTB	PR480	L
	155	254.5	79.5	155	FOIL-DTB	PR500	XL
F-RACE	A true freerace design developed with dedicated freeracers!						
	100	237.5	60	100	TUTTLE	PRC320	M
	110	238	65	110	TUTTLE	PRC360	M
	120	238	70	120	FOIL-DTB	PRC400	L
	130	235.5	75	130	FOIL-DTB	PRC440	L
	140	233.5	80	140	FOIL-DTB	PRC480	XL
	150	234	85	150	FOIL-DTB	PRC500	XL
SPEED	The most rewarded an biggest speed range on the market!						
	37	227	37.5	45	TUTTLE		S
	39	227.5	39.5	49	TUTTLE		S
	43	227.5	43.5	59	TUTTLE		S
	48	228	48.5	69	TUTTLE		S
	53	229	53.5	79	TUTTLE		S







PATRIK WINDSURF BOARDS

	<u>SIZE</u>	<u>LENGTH</u>	<u>WIDTH</u>	<u>VOL</u>	<u>FIN BOX</u>	<u>FINS</u>	<u>BAG SIZE</u>
SLALOM No compromise pure pro slalom design!							
	85	237	57	85	TUTTLE		M
	90	233.5	59.5	90	TUTTLE		M
	95	231.4	62.2	95	TUTTLE		M
	100	233	64.5	100	TUTTLE		M
	115	233.2	69.5	115	TUTTLE		L
	125	230.2	77.2	125	FOIL-DTB		XL
	130	228.8	80.8	130	FOIL-DTB		XL
140	228.8	84.8	140	FOIL-DTB		XL	
MICRO X Kids advanced planning to freestyle moves!							
	X	219.5	58	85	POWER	PS180	S
MICRO RIDE Kids Beginner / Advanced Freeride Board!							
	115	222	67.5	115	POWER	PS320 + CF340	L
E-RIDE The one and only "auto-smart" teaching methodology learning board on the market!							
	165	255	80	165	POWER	moulded fin & daggerboard	
	205	269	89	205	POWER	moulded fin & daggerboard	
FOIL-A.I.O WIND All-In-One Surf-, Tow-, Wake-, SUP-, Wing-, Windsurf- Foil Range!							
	5'9" WS	5'9"/175	28 1/2"/72	115	FOIL-DTB & US PLATE	mast track	WING L
	6'6" WS	6'6"/198	30 1/2"/77	135	FOIL-DTB & US PLATE	mast track	WING L
FOIL-STYLE Pure dedicated Foil-Freestyle Board!							
	95	189	64.5	95	FOIL-DTB		FOIL S
FOIL-MOVE Dedicated Foil-Move Board!							
	105	195	65	105	FOIL-DTB		FOIL S
FOIL-RIDE Foil-Board for quick and easy learning to fast riding!							
	114	210	70	114	FOIL-DTB		FOIL M
	131	215	76	131	FOIL-DTB		FOIL M
	147	220	82	147	FOIL-DTB		FOIL L
FOIL-RACE Foil-Board with biggest range of use from learning to Free-Racing!							
	125	210	76	125	FOIL-DTB		FOIL M
	145	210	83	145	FOIL-DTB		FOIL L
	165	210	89	165	FOIL-DTB		FOIL 91
FOIL-COMP Most advanced full-on competition Foil-Shape!							
	78	209	78	145	FOIL-DTB		FOIL L
	85	209	85	165	FOIL-DTB		FOIL L
	91v2	212	90.7	195	FOIL-DTB		FOIL 91
	100v2	212	100.2	220	FOIL-DTB		FOIL 100
	IQ	220	95	196	FOIL-DTB		FOIL 100

PATRIK WING BOARDS

	<u>SIZE</u>	<u>LENGTH</u>	<u>WIDTH</u>	<u>VOL</u>	<u>FIN BOX</u>	<u>BAG SIZE</u>
FOIL-A.I.O	All-In-One Surf-, Tow-, Wake-, SUP-, Wing- Foil Range!					
	4'6"	4'6"/137	20"/51	35	US PLATE	WING S
	5'0"	5'0"/152	21 1/2"/55	50	US PLATE	WING S
	5'1"	5'1"/155	24"/61	75	US PLATE	WING M
	5'2"	5'2"/157	26 1/2"/67	95	US PLATE	WING L
	5'9"	5'9"/175	28 1/2"/72	115	US PLATE	WING L
	6'6"	6'6"/198	30 1/2"/77	135	US PLATE	WING L

PATRIK SUP

	<u>MODEL</u>	<u>LENGTH</u>	<u>WIDTH</u>	<u>THICK</u>	<u>VOLUME</u>	<u>SHAPE</u>	<u>WINDSURF FITTING</u>	<u>EXTRA</u>
S-WAVE	Grownups surf real waves & kids learn windsurfing!							
	S-WAVE	9'2	31"	5"	216	V-SHAPE	YES	RUBBER RAIL
S-CROSS	Affordable family SUP!							
	S-CROSS	10'2	32"	5"	249			
S-RIDE	Family SUP & Windsurf board - the longer the faster!							
	S-RIDE 10'2	10'2	32"	6"	312	V-SHAPE	YES	CENTRAL FIN
	S-RIDE 11'2	11'2	33"	6"	354	V-SHAPE	YES	
	S-RIDE 12'6	12'6	33"	6"	397		YES	RUBBER RAIL
S-FUN	Tandem for Schools & Family - very fast too!							
	S-FUN	11'2	30"	5"	310	V-SHAPE	TANDEM	CENTRAL FIN
S-BOMB	The biggest for real big boyz!							
	S-BOMB	11'2	39"	6"	418			
S-RACE	The fastest to race and to get fit!							
	S-RACE 12'6	12'6	25"	6"	300	SINGLE CONCAVE		
	S-RACE 14'	14'0	25"	6"	337	SINGLE CONCAVE		

PATRIK FINS

BOX

SIZES (mm)

S-WAVE

Swept with a soft tip for the perfect turn!



NUSS	80 / 90 / 100 / 110 / 120 / 130 / 140 / 145 / 150 / 155 / 160 / 165 / 170 180 / 190 / 200 / 210 / 220 / 230 / 240 / 250
SLOT	80 / 90 / 100 / 110 / 120 / 130 / 140 / 145 / 150 / 155 / 160 / 165 / 170
POWER	180 / 190 / 200 / 210 / 220 / 230 / 240 / 250

P-WAVE

Power with highest performance!



NUSS	80 / 90 / 100 / 110 / 120 / 130 / 140 / 145 / 150 / 155 / 160 / 165 / 170 180 / 190 / 200 / 210 / 220 / 230 / 240 / 250
SLOT	80 / 90 / 100 / 110 / 120 / 130 / 140 / 145 / 150 / 155 / 160 / 165 / 170
POWER	180 / 190 / 200 / 210 / 220 / 230 / 240 / 250

S-STYLE

Slide your moves!



POWER	160 / 170 / 180 / 190 / 200 / 210 / 220
NUSS	160 / 180 / 200 / 220
TUTTLE	160 / 180 / 200 / 220

P-STYLE

Power - early planning - easy turning - and to get air!



POWER	160 / 180 / 200 / 220 / 240 / 260 / 280 / 300 / 320 / 340 / 360
NUSS	160 / 180 / 200 / 220 / 240 / 260
TUTTLE	180 / 200 / 220

P-RIDE

Power - early planning and controlled ride!



POWER	380 / 400 / 420 / 440 / 460 / 480 / 500
TUTTLE	380 / 400 / 420 / 440 / 460 / 480 / 500





P-RACE

Power - early planing - top acceleration and top speed!





TUTTLE	280 / 300 / 320 / 340 / 360 / 380 / 400 / 420
DEEP TUTTLE	440 / 460 / 480 / 500 / 520

PATRIK FOIL PARTS

	<u>MODEL</u>	<u>MATERIAL</u>	<u>BOX</u>
FOIL FRONT WINGS			
	500 cm2	CARBON	
	700 cm2	CARBON	
	900 cm2	CARBON	
	1100 cm2	CARBON	
	1300 cm2	CARBON	
	1600 cm2	CARBON	
	2000 cm2	CARBON	
FOIL BACK WINGS			
	200 cm2	G-10	
	250 cm2	CARBON	
	280 cm2	CARBON	
	310 cm2	CARBON	
FOIL FUSELAGES			
	55 cm	ALU	
	65 cm	ALU	
	75 cm	ALU	
	85 cm	ALU	
	95 cm	ALU	
	105 cm	ALU	
115 cm	ALU		
FOIL MAST			
	ALU 65	ALU	
	ALU 75	ALU	
	ALU 85	ALU	
	CARBON 85 PVC	CARBON/PVC	US PLATE
	CARBON 82	CARBON	DTB
	CARBON 95	CARBON	DTB
	CARBON HM 95	CARBON HIGH MODULUS	DTB
FOIL ADAPTER			
	DEEP TUTTLE		
	SHORT TUTTLE		
	POWER		
	US PLATE		

PATRIK HYDRO-FOILS

=> all sets include padded bag, EVA wing covers, screws and screwdriver

	<u>MODEL</u>	<u>FRONT WING</u>	<u>TAIL WING</u>	<u>FUSELAGE</u>	<u>MAST</u>	<u>ADAPTER/BOX</u>
HF-NOVICE	All-In-One Surf-, Tow-, Wake-, Wing-, SUP- Foil for starters and for shallow water!					
	NOVICE 1300	1300 cm2	250 cm2	ALU 75 cm	ALU 75 cm	US PLATE or DTB
	NOVICE 1600	1600 cm2	250 cm2	ALU 75 cm	ALU 75 cm	US PLATE or DTB
	NOVICE 2000	2000 cm2	250 cm2	ALU 75 cm	ALU 75 cm	US PLATE or DTB
HF-CROSS	All-In-One Surf-, Tow-, Wake-, Wing-, SUP- Foil!					
	CROSS 1100	1100 cm2	250 cm2	ALU 75 cm	ALU 85 cm	US PLATE or DTB
	CROSS 1300	1300 cm2	250 cm2	ALU 75 cm	ALU 85 cm	US PLATE or DTB
	CROSS 1600	1600 cm2	250 cm2	ALU 75 cm	ALU 85 cm	US PLATE or DTB
	CROSS 2000	2000 cm2	250 cm2	ALU 75 cm	ALU 85 cm	US PLATE or DTB
HF-WAVE-STYLE	High-end, light weight All-In-One Surf-, Tow-, Wake-, Wing-, SUP- Foil!					
	WAVE STYLE 900 CARBON	900 cm2	250 cm2	ALU 65 cm	CARBON/PVC 85 cm	US PLATE
	WAVE STYLE 1100 CARBON	1100 cm2	250 cm2	ALU 65 cm	CARBON/PVC 85 cm	US PLATE
	WAVE STYLE 1300 CARBON	1300 cm2	250 cm2	ALU 65 cm	CARBON/PVC 85 cm	US PLATE
	WAVE STYLE 1600 CARBON	1600 cm2	250 cm2	ALU 65 cm	CARBON/PVC 85 cm	US PLATE
	WAVE STYLE 2000 CARBON	2000 cm2	250 cm2	ALU 65 cm	CARBON/PVC 85 cm	US PLATE
HF-RIDE	As the name so the ride - enjoy your flight!					
	RIDE ALU	1100 cm2	250 cm2	ALU 95 cm	ALU 85 cm	DTB
	RIDE CARBON	1100 cm2	250 cm2	ALU 95 cm	CARBON 95 cm	DTB
HF-SLALOM	Push your and your match race partners limits!					
HF-RACE	Carbon HM stands for High-Modulus and it is needed to make the stiffest mast possible.					
	SLALOM CARBON	700 cm2	250 cm2	ALU 105 cm	CARBON 95 cm	DTB
	SLALOM CARBON HM	700 cm2	250 cm2	ALU 105 cm	CARBON HM 95 cm	DTB
	RACE CARBON	900 cm2	250 cm2	ALU 115 cm	CARBON 95 cm	DTB
	RACE CARBON HM	900 cm2	250 cm2	ALU 115 cm	CARBON HM 95 cm	DTB
	RACE CARBON HM	500 cm2 &	250 cm2	ALU 105 cm &	CARBON HM 95 cm	DTB
	PRO SET	700 cm2 &		ALU 115 cm		
		900 cm2				

PATRIK SAILS

SIZE MAST BOOM LUFF IMCS BATTENS TOP CAMS DIAMETER

3-MICRO

Pure Wave sail for kids!



2.0	240	115	252	7	3	FIXED	0	RDM
2.6	300	120	302	10	3	FIXED	0	RDM
3.2	300	134	332	10	3	FIXED	0	RDM
3.8	330	146	348	12	3	FIXED	0	RDM

4-WAVE

Most powerful with biggest range of use!



3.2	340	136	337	15	4	VARIO	0	RDM
3.6	340	144	358	15	4	VARIO	0	RDM
4.0	370	148	374	17	4	FIXED	0	RDM
4.4	370	157	388	17	4	FIXED	0	RDM
4.8	400	165	403	19	4	FIXED	0	RDM
5.2	400	170	419	19	4	FIXED	0	RDM
5.6	430	171	432	21	4	FIXED	0	RDM
6.0	430	176	444	21	4	FIXED	0	RDM

5-WAVE

Most control with biggest range of use!



3.4	340	139	349	15	5	VARIO	0	RDM
3.8	340	145	366	15	5	VARIO	0	RDM
4.2	370	151	383	17	5	FIXED	0	RDM
4.6	370	157	403	17	5	FIXED	0	RDM
5.0	400	161	419	19	5	FIXED	0	RDM
5.4	400	167	433	19	5	FIXED	0	RDM
5.8	430	175	447	21	5	FIXED	0	RDM
6.2	430	181	457	21	5	FIXED	0	RDM

4-STYLE

Pure freestyle sail with maximum power/lift, stability and neutrality for easy ducking!



3.6	340 *	141 *	371 *	15	4	VARIO	0	RDM
4.0	370	149 *	385 *	17	4	FIXED	0	RDM
4.4	370	157	401	17	4	FIXED	0	RDM
4.8	400	161 *	417 *	19	4	FIXED	0	RDM
5.2	400	163 *	429 *	19	4	FIXED	0	RDM
5.6	430 *	167 *	441 *	21	4	FIXED	0	RDM

X-CROSS

Bump and Jump with maximum control!



4.2	370	151	381	17	5	FIXED	0	RDM
4.7	370	161	403	17	5	FIXED	0	RDM
5.3	400	173	421	19	5	FIXED	0	RDM
5.9	430	183	439	21	5	FIXED	0	RDM
6.6	430	193	457	21	5	FIXED	0	RDM
7.3	460	203	475	26	5	FIXED	0	RDM

* TBC

PATRIK SAILS

SIZE MAST BOOM LUFF IMCS BATTENS TOP CAMS DIAMETER

RIDE FR

Super stable and light freeride sail!



4.4	370	151	403	17	6	FIXED	0	RDM
5.0	400	159	421	19	6	FIXED	0	RDM
5.6	430	169	439	21	6	FIXED	0	RDM
6.2	430	181	455	21	6	FIXED	0	RDM
6.8	460	189	471	26	6	FIXED	0	RDM
7.5	460	201	493	26	6	FIXED	0	RDM
8.2	490	209	511	30	6	FIXED	0	RDM

RIDE FOIL

Dedicated freeride foil sail with maximum stability!



4.8	400	161	421	19	6	FIXED	0	RDM
5.4	430	169	437	21	6	FIXED	0	RDM
6.0	430	175	455	21	6	FIXED	0	RDM
6.6	460	183	473	26	6	FIXED	0	RDM
7.3	460	191	493	26	6	FIXED	0	RDM
8.0	490	195	513	30	6	FIXED	0	RDM

GT-3 FRC

3-cam freerace sail with slalom performance and freeride handling!



5.0	370	171	411	17	6	FIXED	3	RDM
5.6	400	181	429	19	6	FIXED	3	RDM
6.2	430	187	447	21	6	FIXED	3	RDM
6.8	430	195	465	21	6	FIXED	3	RDM
7.4	460	201	485	26	6	FIXED	3	RDM
8.0	490	205	511	30	6	FIXED	3	RDM
8.6	490	211	535	30	6	FIXED	3	RDM

GT-3 FOIL

Dedicated 3-cam freerace foil sail with maximum stability and easy handling!



4.8	370	169 *	411 *	17	6	FIXED	3	RDM
5.4	400	179 *	429 *	19	6	FIXED	3	RDM
6.0	430	181 *	447 *	21	6	FIXED	3	RDM
6.6	430	189 *	465 *	21	6	FIXED	3	RDM
7.2	460	191 *	485 *	26	6	FIXED	3	RDM
7.8	490	195 *	511 *	30	6	FIXED	3	RDM
8.4	490	199 *	535 *	30	6	FIXED	3	RDM

RACE + V2

Low aspect slalom/speed-fin sail with maximum performance, a wide range of use and excellent camber rotation!



5.2	380	171 *	419 *	17	7	FIXED	4	SDM
5.8	400	185	437	19	7	FIXED	4	SDM
6.4	420	197	453	21	7	FIXED	4	SDM
7.0	440	207 *	467 *	23	7	FIXED	4	SDM
7.7	460	219	493	25	7	FIXED	4	SDM
8.4	480	225 *	515 *	29	7	FIXED	4	SDM
9.2	500	233 *	539 *	32	7	FIXED	4	SDM

* TBC

PATRIK SAILS

SIZE MAST BOOM LUFF IMCS BATTENS TOP CAMS DIAMETER

RACE SF

Medium aspect slalom/speed-fin/foil sail with maximum performance, a wide range of use and excellent camber rotation!



5.0	380	167	415	17	7	FIXED	4	SDM
5.6	400	175	431	19	7	FIXED	4	SDM
6.2	420	185	451	21	7	FIXED	4	SDM
6.8	440	191	469	23	7	FIXED	4	SDM
7.4	460	197	489	26	7	FIXED	4	SDM
8.0	480	201	511	29	7	FIXED	4	SDM
8.6	500	205	539	32	7	FIXED	4	SDM

FOIL S2

High aspect slalom/speed-foil sail with maximum performance, a wide range of use and excellent camber rotation!



3.6	360	153	359	15	7	FIXED	4	SDM
4.2	380	161	387	17	7	FIXED	4	SDM
4.8	400	169	409	19	7	FIXED	4	SDM
5.4	420	175	431	21	7	FIXED	4	SDM
6.0	440	183	451	23	7	FIXED	4	SDM
6.6	460	191	471	25	7	FIXED	4	SDM
7.2	480	199	493	29	7	FIXED	4	SDM
7.8	500	203	517	32	7	FIXED	4	SDM
8.4	520	213	539	33	7	FIXED	4	SDM

FOIL + V2

High aspect course racing-foil sail with maximum performance, a wide range of use and excellent camber rotation!



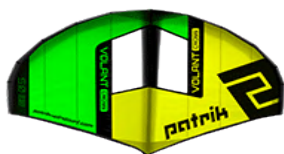
8.0	500	203 *	537 *	29	8	FIXED	4	SDM
9.0	520	219 *	565 *	33	8	FIXED	4	SDM
10.0	550	231 *	595 *	37	8	FIXED	4	SDM

* TBC

PATRIK WINGS

VOLANT CROSS

The crossover for most fun time! Ideal from learning to advanced with maximum range of use.



SIZE: 3.0 / 3.5 / 4.0 / 4.5 / 5.0 / 5.5 / 6.0

VOLANT CROSS V2

The high performance crossover with depowering canopy for advanced riders!





SIZE: 1.8 / 2.4 / 3.0 / 3.6 / 4.2 / 4.8 / 5.4 / 6.0

VOLANT RACE



High performance design with full "HOOKIPA" and SCRIM-PLY materials - developed by the winner of the first ever DEFI-Wing!

SIZE: 2.8 / 3.4 / 4.0 / 4.6 / 5.2 / 5.8 / 6.4




PATRIK MASTS

	<u>MODEL</u>	<u>LENGTH</u>	<u>DIAMETER</u>	<u>CARBON</u>	<u>CURVE</u>	<u>IMCS</u>
RDM MASTS 	KIDS C 60%	240	RDM	60%	CONSTANT	7
		300	RDM	60%	CONSTANT	10
		330	RDM	60%	CONSTANT	12
	RDM C 60%	340	RDM	60%	CONSTANT	15
		370	RDM	60%	CONSTANT	17
		400	RDM	60%	CONSTANT	19
		430	RDM	60%	CONSTANT	21
	RDM C 80%	340	RDM	80%	CONSTANT	15
		370	RDM	80%	CONSTANT	17
		400	RDM	80%	CONSTANT	19
		430	RDM	80%	CONSTANT	21
		460	RDM	80%	CONSTANT	26
		490	RDM	80%	CONSTANT	29
	RDM C 100%	370	RDM	100%	CONSTANT	17
		400	RDM	100%	CONSTANT	19
		430	RDM	100%	CONSTANT	21
		460	RDM	100%	CONSTANT	26
		490	RDM	100%	CONSTANT	29
	SDM MASTS 	SDM C 80%	380	SDM	80%	CONSTANT
400			SDM	80%	CONSTANT	19
420			SDM	80%	CONSTANT	21
440			SDM	80%	CONSTANT	23
460			SDM	80%	CONSTANT	26
480			SDM	80%	CONSTANT	29
500			SDM	80%	CONSTANT	32
520			SDM	80%	CONSTANT	33
SDM C 100%		360	SDM	100%	CONSTANT	15
		380	SDM	100%	CONSTANT	17
		400	SDM	100%	CONSTANT	19
		420	SDM	100%	CONSTANT	21
		440	SDM	100%	CONSTANT	23
		460	SDM	100%	CONSTANT	26
		480	SDM	100%	CONSTANT	29
		500	SDM	100%	CONSTANT	32
		520	SDM	100%	CONSTANT	33
		550	SDM	100%	CONSTANT	37



PATRIK BOOMS

	<u>LENGTH</u>	<u>MAX WIDTH</u>	<u>DIAMETER</u>	<u>BACKEND</u>	<u>CONSTRUCTION</u>
CARBON 	135-185	39	RD-GRIP	INTerminal	MONOCOQUE CARBON
	140-200	39	RD-GRIP	INTerminal	MONOCOQUE CARBON
	160-220	43	SD-GRIP	INTerminal	MONOCOQUE CARBON
	160-200	49	SD-GRIP	INTerminal	MONOCOQUE CARBON
	170-220	49	SD-GRIP	INTerminal	MONOCOQUE CARBON
	200-250	52	SD-GRIP	EXTerminal	MONOCOQUE CARBON
	210-260	53	SD-GRIP	EXTerminal WIDE	MONOCOQUE CARBON
ALU 	100-150	33	RD-GRIP	INTerminal	MONOCOQUE ALU
	130-190	38	RD-GRIP	INTerminal	MONOCOQUE ALU
	150-210	42	RD-GRIP	INTerminal	MONOCOQUE ALU
	170-230	49	SD-GRIP	INTerminal	MONOCOQUE ALU

PATRIK EXTENSIONS

	<u>MODEL</u>	<u>DIAMETER</u>	<u>LENGTH</u>	<u>MATERIAL</u>
	RDM 32	RDM	32	ALU
	RDM 48	RDM	48	ALU
	SDM 32	SDM	32	ALU
	SDM 48	SDM	48	ALU
	RDM 32	RDM	32	CARBON
	RDM 48	RDM	48	CARBON
	SDM 32	SDM	32	CARBON
	SDM 48	SDM	48	CARBON
	BASE PLATE			
	SDM XT-40	SDM	40	CARBON
	SDM XT-60	SDM	60	CARBON

PATRIK LINES

	<u>LENGTH</u>		<u>LENGTH</u>
HARNESSES LINES FIXED 	24"	HARNESSES LINES VARIO 	18"-24"
	26"		22"-28"
	28"		24"-30"
	30"		26"-32"
	32"		28"-34"
	34"		30"-36"
	36"		
HARNESSES LINES LOOP (kids)	18"-24"	HARNESSES LINES PRO COMP (with clamcleat)	28"-42"
UPHAUL 			
ADJUSTABLE OUTHAUL TRIM SYSTEM			

PATRIK BAGS

	<u>MODEL</u>	<u>LENGTH</u>	<u>WIDTH</u>	<u>PADDING</u>	<u>SPECIFIC</u>
BOARDBAG SINGLE	Windsurf S	235	57	4mm	fin slot
	Windsurf M	240	66	4mm	fin slot
	Windsurf L	255	75	4mm	fin slot
	Windsurf XL	255	85	4mm	fin slot
	Windsurf Formula	230	100	4mm	fin slot
	Foil S	210	65	4mm	foil slot
	Foil M	210	75	4mm	foil slot
	Foil L	210	85	4mm	foil slot
	Foil 91	240	92	4mm	foil slot
	Foil 100	230	102	4mm	foil slot
	Wing S	TBC	67	4mm	foil slot
	Wing M	TBC	75	4mm	foil slot
	Wing L	TBC	88	4mm	foil slot
BOARDBAG MULTI	Triple	250	85	4mm	

